

**Year 1 English -
Summer 2, Week 5**


The Loch Ness Monster



Hello Year 1!



This week, we are going all the way up to **Scotland**, to learn about The Loch Ness Monster! I hope you enjoy the activities. Remember to send me your work - I love seeing what you've been up to!



Have you ever heard of The Loch Ness Monster? Do you know where Loch Ness is? Watch the clip below for an introduction to this mysterious creature.

<https://learnenglishkids.britishcouncil.org/short-stories/nessie-the-loch-ness-monster>

Listen carefully, then answer the quiz questions on the next page.

1. What is Loch Ness? *A river, a lake or a mountain?*
2. In which country is Loch Ness?
3. Who said they had seen The Loch Ness Monster in the 6th Century? *St. Peter, St. Matthew or St. Columba?*
4. A famous photo was taken by a doctor. What was wrong with it?
5. Why is the lake difficult to explore?
6. Can you remember one explanation for the monster? (What have people really seen?)
7. What do you think? Do you think Nessie, the Loch Ness monster really exists?

Creative Task:

Use the information from the first clip and the one below to gather information about Loch Ness and the Loch Ness Monster.

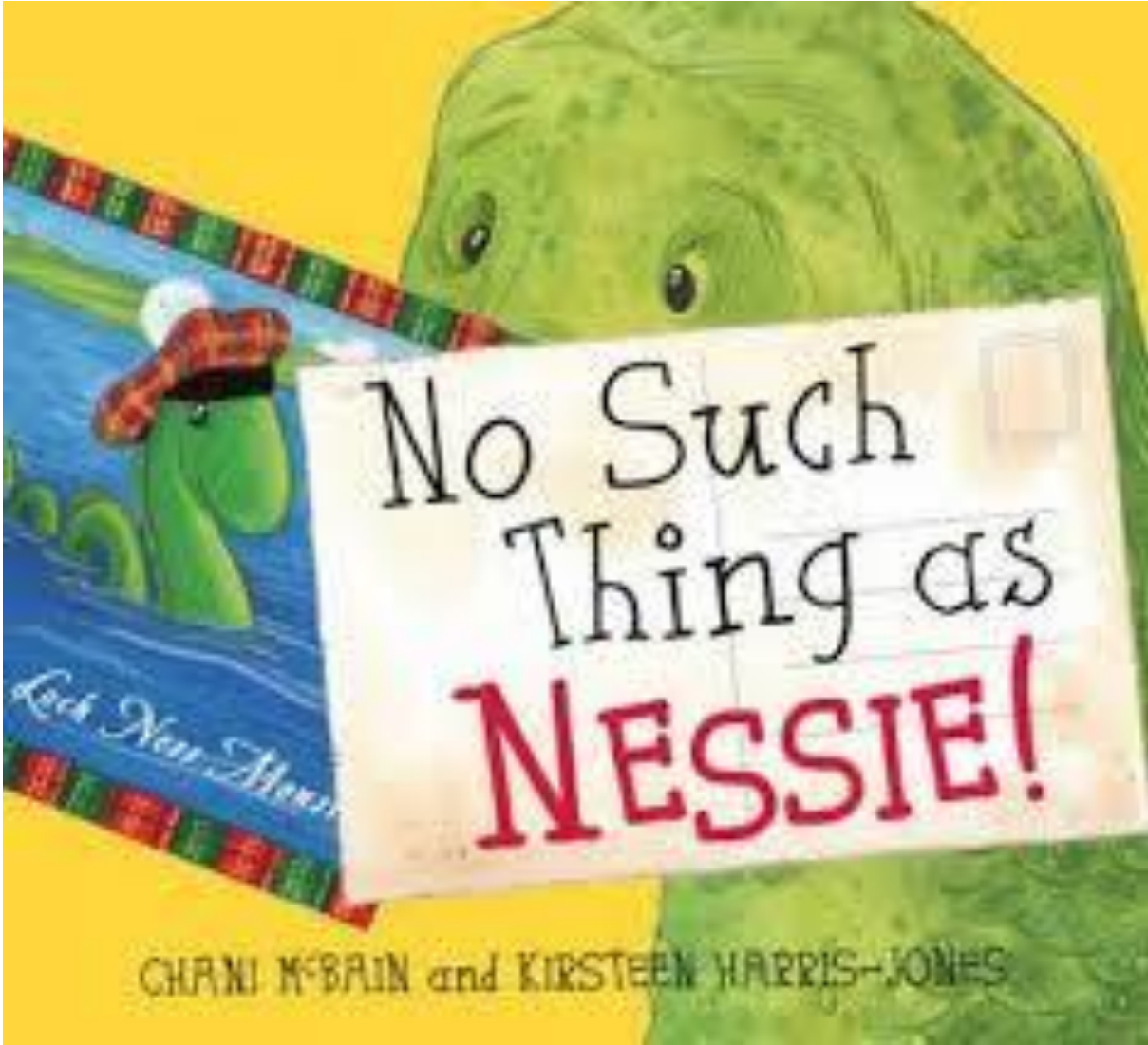
<https://www.bbc.co.uk/teach/class-clips-video/pshe-eyfs-ks1-go-jettiers-uk-places-and-landmarks/zkyjkmn>

Make a poster or fact file describing:

- Where Loch Ness is located (you might want to cut out or draw a map)
- The lake
- The Loch Ness Monster (who reported seeing it and when)

Include a picture of Loch Ness and Nessie.


Make your poster more interactive by using 'lift-up' flaps or a long (fold-out/concertina) Nessie.



Share the story,
'No such thing as Nessie'

<https://www.youtube.com/watch?v=v4jCOMPKs7Y>

In the story, Finlay kept mistaking things for Nessie. Can you put the pictures in the right order and retell the story (orally or in writing) using the time conjunctions? Can you add some details about how Finlay felt and why?




Time
Conjunctions

First,
Then,
Next,
After that,
Finally,

Feelings

frustrated
excited
disappointed
angry
delighted
thrilled
over the moon



Can you add some magic to these sentences and make them more interesting? Add one **adjective** or **verb** each time.

Look at the example below:

He saw two humps.

He saw two **dark** humps

He saw two, **huge**, **dark** humps.

He saw two, **huge**, **dark** humps **hiding** in the grass.

He saw two, **huge**, **dark** humps **hiding** in the **long** grass.

He saw two, **huge**, **dark** humps **hiding** in the **long**, **green** grass.

Now try these:

He saw a tail.

He saw a monster.

Draw a picture to illustrate your description of Nessie.

